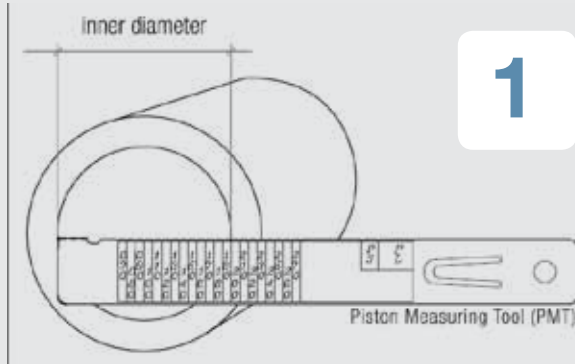
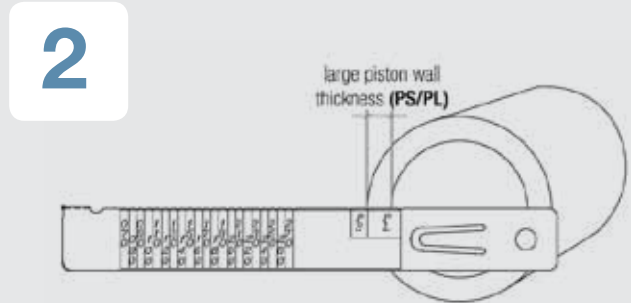


NU-LOK | PISTON CUSHION Installation



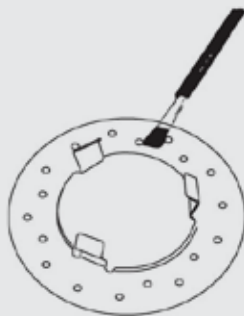
1

Use the Piston Measurement Tool (PMT) to measure the inner diameter of the piston. Simple and accurate.



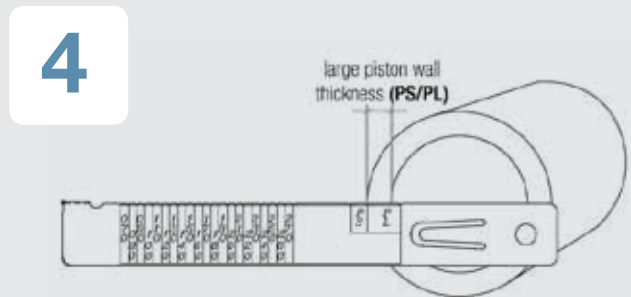
2

Determine the piston wall thickness and combine it with the piston diameter to find the right Piston Cushion from your Kit. The kit contains all standard sizes, so you'll always have stock, regardless of the vehicle.



3

Apply NU-LUBE to the inner ring of the Piston Cushion. NU-LUBE allows the Piston Cushion to “float” on the piston, providing a better buffer between vehicle and road vibration. Piston Cushion’s perforated design keeps it lubricated longer.



4

Determine the piston wall thickness and combine it with the piston diameter to find the right Piston Cushion from your Kit. The kit contains all standard sizes, so you'll always have stock, regardless of the vehicle.

www.nucap.com

